

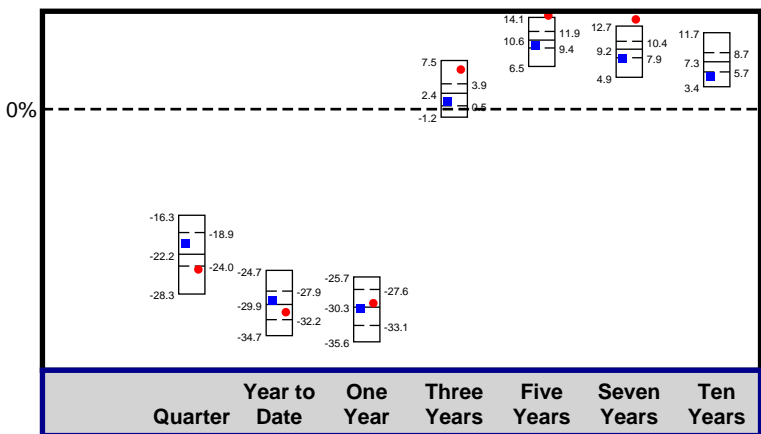
Sample Manager
International Equity Portfolio

Regions
Return and Rank

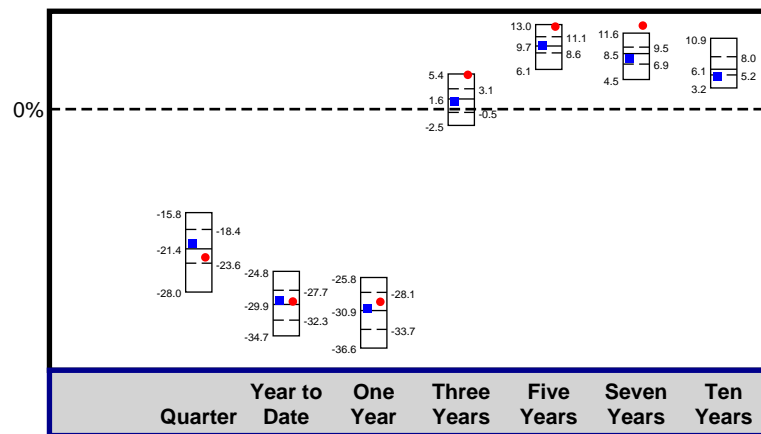
InterPERF © 2008
InterSec Research
EAFE Plus Universe
Based in U.S. Dollar

Periods Ending September 2008

Equity



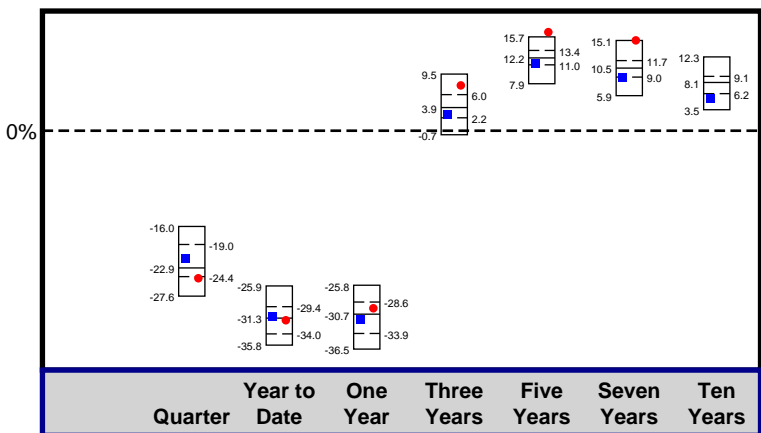
EAFE



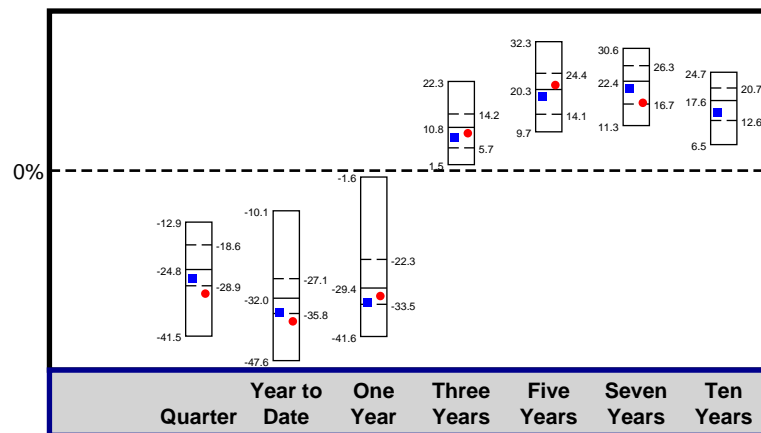
● Composite Portfolio	-24.6	-31.1	-29.7	6.1	14.3	13.8	-
■ MSCI EAFE	-20.6	-29.3	-30.5	1.1	9.7	7.8	5.0
Percentile Rank	78	61	46	8	1	1	-
Portfolios in Sample	65	65	65	60	54	49	32

● Composite Portfolio	-22.7	-29.5	-29.5	5.3	12.6	12.8	-
■ MSCI EAFE	-20.6	-29.3	-30.5	1.1	9.7	7.8	5.0
Percentile Rank	63	42	42	5	6	1	-
Portfolios in Sample	65	65	65	60	54	49	32

Non US Equity ex Japan



Emerging Markets



● Composite Portfolio	-24.7	-31.7	-29.7	7.6	16.5	15.1	-
■ MSCI EAFE ex Jpn	-21.4	-31.0	-31.5	2.7	11.2	8.9	5.4
Percentile Rank	80	56	40	13	1	1	-
Portfolios in Sample	65	65	65	60	54	49	32

● Composite Portfolio	-30.8	-37.8	-31.4	9.4	21.5	17.0	-
■ MSCI EM	-27.0	-35.5	-33.2	8.3	18.6	20.5	14.5
Percentile Rank	77	78	60	64	41	73	-
Portfolios in Sample	56	54	54	47	39	33	19